

ENTERPRISE 9000 E9X HIGH DEPENDENCY BED



DESIGNED FOR YOU AND YOUR PATIENT

The new Enterprise® 9000 hospital bed from ArjoHuntleigh delivers significant benefits to the patient, caregiver and healthcare facility. The daily challenges faced by nursing teams on hospital wards have inspired ArjoHuntleigh to improve upon an established solution, trusted by hospitals around the globe. In the development of the new *Enterprise* 9000 hospital bed, ArjoHuntleigh has focused on key customer needs common to all healthcare environments, namely:

- Safety for both patient and carer.
- Compliance with new international standards.
- Equipment that is robust, intuitive and easy to use.
- Solutions focused on the quality of care for patients.

The *Enterprise* 9000 bed for intensive care and high dependency patients, is based on the key features of the *Enterprise* 5000 and 8000 hospital beds, with additional focus on patient safety and clinical functionality. With its patented profiling system, integrated weighing scale, bed exit alarm and under-bed anti-entrapment sensors, the bed has been designed with the patient, caregiver and facility in mind.

...with people in mind

KEY FEATURES



The patented Bio-Contour profiling system blends a unique combination of bed movements with a curved mattress deck.



Different bed lengths are now easily configurable in a single sub-frame, offering a simple to use, multi-length hospital bed for greater flexibility and choice.



The bed exit area on both sides of the bed is illuminated to help guide patients when leaving the bed in a poorly lit room.



The open architecture design allows ease of access to help improve decontamination procedures. Deck sheets are lightweight, smooth and easily removed.



The simple to use integrated weigh scale can weigh up to 250kg (550lbs). Weighing can be carried out in any position, and items added or taken away using the auto-compensation facility without affecting the patients weight.



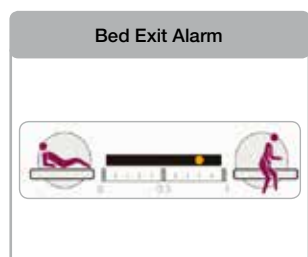
The anti-entrapment sensors can detect an object/person underneath the bed. If the beam is interrupted whilst the mattress platform is being lowered, the mattress platform will automatically move up and away from the obstruction, reducing the risk of entrapment.



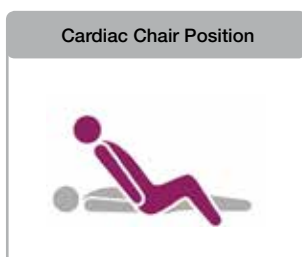
All new One-Button-Push control panel with updated graphics and layout for intuitive ease of use. Features auto-CPR and auto lock-out.



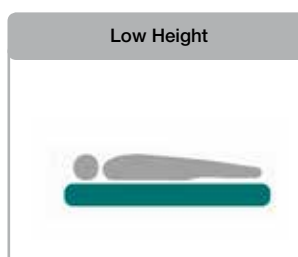
Designed for 'Pit Stop Maintenance'- open accessibility means changes such as actuator, control box and battery can be carried out in situ within a few minutes by one person.



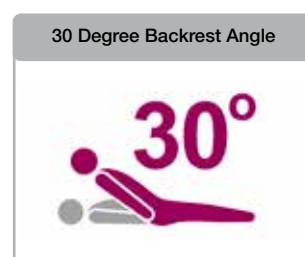
When enabled, the bed exit function can detect patient movement at differing sensitivity levels and trigger an audible alarm to alert medical staff.



The caregiver can easily adjust the bed into a cardiac chair position with our simple to use control panel.



An exceptional low height of 320mm (12.5 ins) is achieved via One-Button-Push.



The backrest will pause when raised or lowered to an angle of 30 degrees, ensuring easy and positive backrest adjustment time after time.

Dimensions	Measurement	Angles	Measurement
Overall standard length	2350mm	Head down tilt	12°
Overall width	1030mm	Foot down tilt	12°
Mattress length standard	2020mm	Backrest angle	62°
Mattress width	880mm	Backrest pause	30°
Overall extended length	2470mm	Thigh angle	20°
Mattress extended length	2140mm	Calf angle	16°
Overall length short	2240mm	Product	Information
Mattress length short	1910mm	Safe working load/Maximum patient weight	250 kg (551 ¼ lbs.) / 185 kg (407 lbs.)
Top height (with 125mm castors)	760mm	Head end panel 'off' base configuration	
Low height (with 125mm castors)	320mm	Safety standard	IEC60601-2-52
Backrest length	850mm	Electrical	Data
Seat length	215mm	Ingress protection	IPX4
Calf length	560mm	Shock protection	Class 1, Type B
Thigh length	365mm	Power in	3A max. at 230V a.c. 50/60Hz
		Power in	5.8A max. 120V a.c. 60Hz

ArjoHuntleigh is a branch of Arjo Ltd. Med. AB. Only ArjoHuntleigh designed parts, which are designed specifically for the purpose, should be used on the equipment and products supplied by ArjoHuntleigh. As our policy is one of continuous development we reserve the right to modify designs and specifications without prior notice. © and ™ are trademarks belonging to the ArjoHuntleigh group of companies. © ArjoHuntleigh, 2014.

ArjoHuntleigh AB

Hans Michelsengatan 10, 211 20 Malmö, SWEDEN • Phone: +46 (0) 413 645 00 • Fax: +46 (0) 413 645 63

www.ArjoHuntleigh.com